

Treatment of Adult Obesity with Bariatric Surgery

ROBIN SCHROEDER, MD, *University of Medicine and Dentistry of New Jersey—New Jersey Medical School, Newark, New Jersey*

JORDAN M. GARRISON, JR., MD, *Garrison Center for Healthy Living, Dover, New Jersey*

MARK S. JOHNSON, MD, MPH, *University of Medicine and Dentistry of New Jersey—New Jersey Medical School, Newark, New Jersey*

Bariatric surgery procedures, including laparoscopic adjustable gastric banding, laparoscopic sleeve gastrectomy, and Roux-en-Y gastric bypass, result in an average weight loss of 50 percent of excess body weight. Remission of diabetes mellitus occurs in approximately 80 percent of patients after Roux-en-Y gastric bypass. Other obesity-related comorbidities are greatly reduced, and health-related quality of life improves. The Obesity Surgery Mortality Risk Score can help identify patients with increased mortality risk from bariatric surgery. Complications and adverse effects are lowest with laparoscopic surgery, and vary by procedure and presurgical risk. The Roux-en-Y procedure carries an increased risk of malabsorption sequelae, which can be minimized with standard nutritional supplementation. Outcomes are also influenced by the experience of the surgeon and surgical facility. Overall, these procedures have a mortality risk of less than 0.5 percent. Although there have been no long-term randomized controlled trials, existing studies show that bariatric surgery has a beneficial effect on mortality. The family physician is well positioned to care for obese patients by discussing surgery as an option for long-term weight loss. Counseling about the procedure options, risks and benefits of surgery, and the potential reduction in comorbid conditions is important. Patient selection, presurgical risk reduction, and postsurgical medical management, with nutrition and exercise support, are valuable roles for the family physician. (*Am Fam Physician*. 2011;84(7):805-814. Copyright © 2011 American Academy of Family Physicians.)

► **Patient information:** A handout on weight loss surgery, written by the authors of this article, is provided on page 815.

The prevalence of obesity has reached epidemic proportions. This disease has serious physical, psychological, and economic implications for patients and poses enormous challenges for the physicians caring for them.¹ Approximately 68 percent of the U.S. adult population is overweight or obese.^{2,3} Obesity affects every organ system; the related pathologic processes create a tremendous

health burden for patients (*Table 1*)^{1,3-5} and economic burden for the health care system. Obesity competes with smoking as the leading cause of preventable death in the United States.^{6,7} The U.S. Preventive Services Task Force recommends that physicians screen all adult patients for obesity and offer intensive counseling and behavioral interventions to promote sustained weight loss for obese adults.⁸ Body mass index approximates

Table 1. Obesity-Related Conditions

Cardiovascular	Endocrine	Gastrointestinal	Genitourinary	Musculoskeletal
Atrial fibrillation	Hypoandrogenism	Colon cancer	Breast cancer	Chronic low back pain
Cardiomyopathy	Infertility	Esophageal cancer	Ovarian cancer	Immobility
Dyslipidemia	Metabolic syndrome	Gastroesophageal reflux	Prostate cancer	Osteoarthritis
Hypertension	Polycystic ovary syndrome	Hiatal hernia	Renal cell cancer	
Long QT syndrome	Type 2 diabetes mellitus	Irritable bowel syndrome	Urinary incontinence	
Thromboembolism		Nonalcoholic fatty liver disease	Uterine cancer	

Information from references 1 and 3 through 5.

Table 2. Adult Obesity Classification by BMI

Class	BMI (kg per m ²)*
Underweight	< 18.5
Normal weight	18.5 to 24.9
Overweight	25 to 29.9
Obesity (class 1)	30 to 34.9
Obesity (class 2)	35 to 39.9
Extreme obesity (class 3)	40 to 49.9
Super obesity (class 4)	50 to 59.9
Super-super obesity (class 5)	> 60

BMI = body mass index.

*—BMI calculator is available at <http://www.nhlbi.support.com/bmi>.

Information from references 5 and 9.

total body fat, although its accuracy varies by age, sex, race, and ethnic group (Table 2).^{5,9} Intensive lifestyle intervention can result in significant weight loss (10 percent or greater) in obese patients and can be initiated by the family physician. However, adherence rates are low,¹⁰ it is time-prohibitive, and it may be considered ineffectual over the long term.¹¹ Surgical treatment of obesity results

in greater weight loss and greater reduction in comorbid conditions compared with traditional therapy.¹

Indications and Eligibility

The number of bariatric procedures performed in the United States increased from 13,365 in 1998 to more than 200,000 in 2008.¹² Bariatric surgery is usually considered when other weight loss efforts have failed. Eligibility criteria were established by the 1991 National Institutes of Health Consensus Development Conference Panel and continue to be the most widely accepted criteria.⁹ Selection and exclusion criteria are listed in Table 3.^{5,13-15} Recent data suggest that patients with diabetes mellitus and a body mass index of 30 to 35 kg per m² may also be reasonable candidates for bariatric surgery.¹³⁻¹⁵

To qualify for Medicare and Medicaid reimbursement, patients must be referred to a facility that is a designated center of excellence by the American Society for Metabolic and Bariatric Surgery, or that is accredited by the American College of Surgeons Bariatric Surgery Center Network.¹⁶ Many private insurers also apply these criteria.

Table 3. Selection and Exclusion Criteria for Bariatric Surgery

Selection criteria

Able to adhere to postoperative care (e.g., follow-up visits and tests, medical management, use of dietary supplements)

BMI ≥ 40 kg per m²

BMI ≥ 35 kg per m² with obesity-related comorbidity*

Previous failed nonsurgical attempts at weight reduction, including nonprofessional programs (e.g., Weight Watchers)

Exclusion criteria

Cardiopulmonary disease that would make the risk prohibitive

Current drug or alcohol abuse

Lack of comprehension of risks, benefits, expected outcomes, alternatives, and required lifestyle changes

Reversible endocrine or other disorders that can cause obesity

Uncontrolled severe psychiatric illness

BMI = body mass index.

*—Recent data suggest that patients with diabetes mellitus and a BMI of 30 to 35 kg per m² may also be reasonable candidates for bariatric surgery.¹³⁻¹⁵

Adapted with permission from Macmillan Publishers Ltd.: Mechanick JJ, Kushner RF, Sugerman HJ, et al. American Association of Clinical Endocrinologists, The Obesity Society, and American Society for Metabolic & Bariatric Surgery medical guidelines for clinical practice for the perioperative nutritional, metabolic, and nonsurgical support of the bariatric surgery patient. Obesity (Silver Spring). 17(suppl 1):S10, copyright 2009; with additional information from references 13 through 15.

Preoperative Considerations

Evaluation of the surgical candidate is often conducted by a multidisciplinary team with expertise in nutrition, psychology/psychiatry, surgery, and medicine (Table 4).¹⁷ Surgeon preference and the requirements of third-party payers determine the scope of presurgical evaluation and the role of each team member. Consultation with a dietitian or nutritionist is usually required. The surgeon obtains a comprehensive obesity-focused history that includes current dietary habits, activity and exercise patterns, and all previous weight loss efforts. Psychiatric diagnoses are common among patients considering weight loss surgery, but there are no evidence- or consensus-based guidelines to identify patients whose psychological status make them inappropriate candidates for bariatric surgery.¹⁸ When psychiatric diagnoses are suspected, further evaluation by a mental health professional may be warranted.

Table 4. Bariatric Surgery: Preoperative Evaluation

Blood chemistry profile, including liver function tests
Chest radiography
Coagulation profile
Complete blood count
Electrocardiography
Lipid profile
Measurement of fasting blood glucose; A1C; ferritin; thyroid-stimulating hormone, 25-hydroxyvitamin D; and vitamin B ₁ , B ₆ , and B ₁₂ levels
Nutrition consultation
Psychological evaluation
Subspecialist consultation as indicated (e.g., endoscopy, sleep study)
Urinalysis

Information from reference 17.

Six months of medical weight management is commonly required before surgical approval is granted; this may be provided by the family physician.¹⁹ Weight-related comorbidities that may increase surgical risk should be aggressively managed. The Obesity Surgery Mortality Risk Score allows for prediction of postoperative mortality (Table 5).²⁰⁻²² Numerous medications contribute to weight gain, and alternatives should be sought whenever possible (Table 6).^{23,24} Findings suggestive of metabolic disorders (e.g., acanthosis nigricans) and signs of secondary causes of obesity (e.g., Cushing syndrome) should be identified. Further evaluation should be guided by the history and physical examination, and may include additional laboratory studies or procedures such as polysomnography for obstructive sleep apnea. Some surgeons require presurgical weight loss, but there is little evidence to support this requirement except when reduction of liver volume would significantly improve the technical aspects of surgery.¹⁷

Pathophysiology

Notable improvements in blood glucose levels occur in patients after bariatric surgery, even before significant weight loss has occurred. In addition to decreased caloric intake, multiple mechanisms seem to contribute to the dramatic improvement of diabetes after

procedures that bypass normal anatomy. Levels of glucagon-like peptide-1 and peptide YY, which are secreted by intestinal L cells, increase after gastric bypass procedures. Glucagon-like peptide-1 enhances insulin secretion, whereas peptide YY increases satiety and delays gastric emptying through receptors in the central and peripheral nervous system. Ghrelin, which is secreted primarily by the gastric fundus and proximal small intestine, acts via the hypothalamus to stimulate appetite and suppress energy expenditure and fat catabolism. Bypass procedures seem to reduce the secretion of ghrelin and reduce appetite. A complex neuroendocrine system involving neurotransmitters and hormones of the gut, brain, central and peripheral nervous systems, and adipocytes interact to regulate energy homeostasis.^{25,26} Remission rates of type 2 diabetes after bariatric surgery may be as high as 70 to 80 percent.²⁷

Choice of Procedure

More than 90 percent of bariatric surgeries are performed laparoscopically; this method is preferred to open procedures.⁵ Laparoscopic procedures are as effective as open procedures and result in fewer wound

Table 5. Obesity Surgery Mortality Risk Score

Risk factor	Points
Age > 45 years	1
Hypertension	1
Male sex	1
Risk factors for pulmonary embolism*	1
Body mass index \geq 50 kg per m ²	1
Total	_____
Risk group (score)	Postoperative mortality risk (%)
Low (0 or 1 point)	0.2
Moderate (2 or 3 points)	1.2
High (4 or 5 points)	2.4

*—Previous venous thromboembolism, pulmonary hypertension, preoperative vena cava filter, or hypoventilation caused by obesity.

Adapted with permission from Ebell MH. Predicting mortality risk in patients undergoing bariatric surgery. *Am Fam Physician*. 2008;77(2):220-221, with additional information from references 20 and 21.

Table 6. Alternatives for Drugs Associated with Weight Gain

<i>Drug</i>	<i>Alternatives*</i>
Antidiabetic agents	
Insulin; meglitinides; sulfonylureas (especially glyburide, glipizide [Glucotrol]); thiazolidinediones	Acarbose (Precose); exenatide (Byetta); glimepiride (Amaryl); metformin (Glucophage); miglitol (Glyset); pramlintide (Symlin)
Neurologic agents	
Anticonvulsants (valproic acid [Depakene], gabapentin [Neurontin], carbamazepine [Tegretol]); lithium	Lamotrigine (Lamictal); topiramate (Topamax); zonisamide (Zonegran)
Psychiatric agents	
Antipsychotics (especially clozapine [Clozaril], olanzapine [Zyprexa], and risperidone [Risperdal])	Aripiprazole (Abilify); ziprasidone (Geodon)
Monoamine oxidase inhibitors (e.g., phenelzine [Nardil])	Tranlycypromine (Parnate)
Phenothiazines	—
Some selective serotonin reuptake inhibitors	Bupropion (Wellbutrin)
Tricyclic antidepressants (especially amitriptyline, imipramine [Tofranil], and nortriptyline [Pamelor])	Desipramine (Norpramin); protriptyline
Other agents	
Alpha-adrenergic blockers	Doxazosin (Cardura)
Beta-adrenergic blockers (especially propranolol)	Angiotensin-converting enzyme inhibitors or angiotensin receptor blockers; calcium-channel blockers; selective beta blockers
Corticosteroids	Acetaminophen; nonsteroidal anti-inflammatory drugs

*—Do not affect weight or cause less weight gain.

Adapted with permission from Malone M. Medications associated with weight gain. *Ann Pharmacother.* 2005; 39(12):2047, with additional information from reference 24.

complications, shorter hospital stays, and more rapid recovery.

Three procedures are commonly performed: laparoscopic adjustable gastric banding (LAGB), laparoscopic sleeve gastrectomy (LSG), and Roux-en-Y gastric bypass (RYGB). In LAGB, a hollow, flexible silicone band is placed around the upper stomach, which causes a restrictive effect, reduces stomach capacity, and causes rapid feelings of satiety. The band is tightened by injecting saline into the band via a subcutaneous port, located just inferior to the sternum or lateral to the umbilicus (*Figure 1*).

The LSG procedure resects most of the body and all of the fundus of the stomach, creating a long, narrow, tubular stomach (*Figure 2*). This procedure was first used as an initial step before a malabsorptive procedure in very high-risk patients, but is now approved as a primary stand-alone procedure.^{28,29}

In RYGB, a small gastric pouch is formed by dividing the upper stomach and joining it

with the resected end of jejunum, so that food bypasses the stomach and upper small bowel, thereby restricting the size of the stomach and causing some malabsorption (*Figure 3*). RYGB may be a better choice in more obese patients and in those with type 2 diabetes.^{13,30} RYGB is the most common procedure (51 percent) performed in the United States and Canada, followed by LAGB (44 percent).¹² The biliopancreatic diversion, with or without duodenal switch, is an older procedure that is no longer commonly performed.⁵

The choice of procedure depends on the expertise of the surgeon and surgical center, patient preference, and risk stratification. Several studies have shown that the risk of serious complications decreases with increasing procedure volume of the surgeon and center.^{17,31-33}

Early Management

The bariatric surgeon generally provides early postoperative management, including the progression of diet from clear liquids

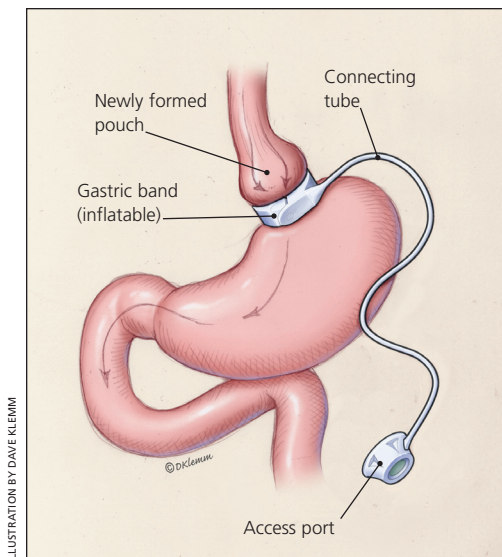


Figure 1. Adjustable gastric banding involves inserting an inflatable ring, usually laparoscopically, which can be adjusted via a subcutaneous access point.

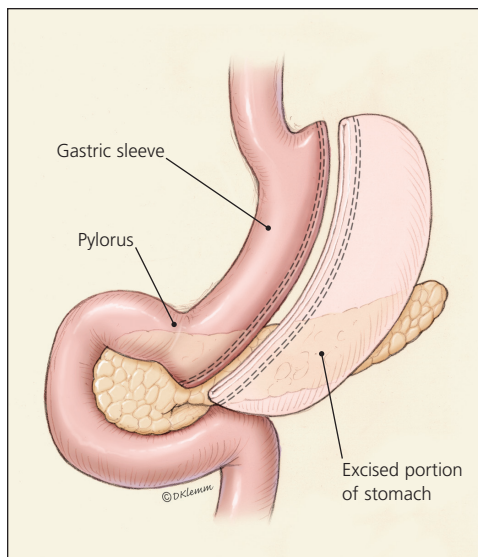


Figure 2. Laparoscopic sleeve gastrectomy is a nonreversible procedure that involves removing most of the body and all of the fundus of the stomach. The remaining portion of the stomach is formed into a narrow tube or sleeve. The pylorus is preserved.

to regular food over the first four to eight weeks. This period varies depending on the surgeon and patient. Patients who undergo RYGB may require liquid formulations of medications and vitamins, whereas these formulations are not necessary for patients who undergo LAGB and LSG. The patient's medical conditions are often managed by the family physician in the weeks following surgery. In particular, diabetes must be aggressively monitored; medication

requirements often change quickly after surgery and before significant weight loss occurs. Dumping syndrome, with symptoms of abdominal pain, nausea, diarrhea, light-headedness, flushing, and tachycardia, occurs in up to 70 percent of patients after RYGB.⁵ These symptoms can be largely eliminated by avoiding simple sugars; eating small, frequent meals; and increasing protein intake.⁵

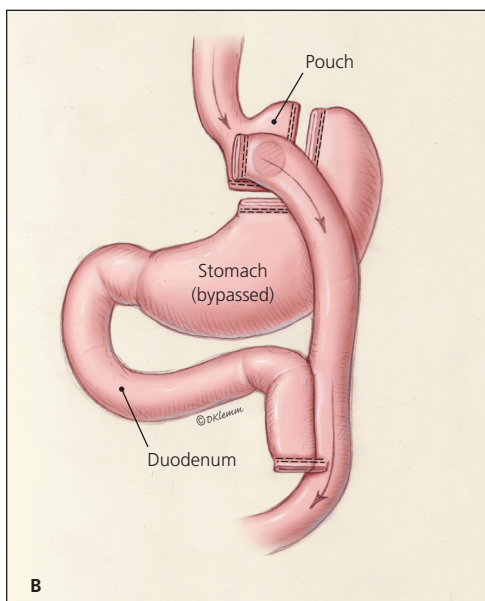
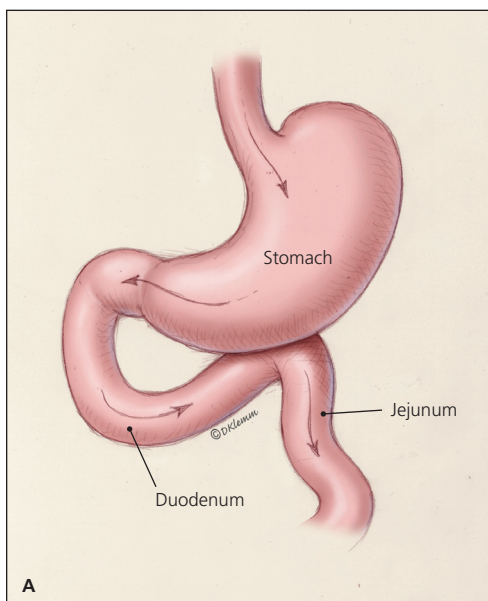


Figure 3. (A) Stomach before bariatric surgery. (B) Stomach after Roux-en-Y gastric bypass; food is redirected to the middle portion of the small intestine, limiting absorption of calories.

Long-Term Management

The family physician should have the primary role in the comprehensive long-term care of patients after bariatric surgery. Traditional weight loss lifestyle changes still need to occur. The multidisciplinary team can be invaluable at this time.³⁴ Patients must have regular follow-up for band adjustments after LAGB. The adjustments are often performed by the surgeon, directly or under fluoroscopic guidance, although in some geographic areas, a physician assistant or primary care physician provides this service.

After bariatric surgery, patients are encouraged to begin each meal with protein to ensure adequate intake (approximately 80 g per day) and minimize the loss of lean body mass. Vegetable consumption should also be encouraged. Food intolerances are patient specific, but very dry foods, breads, and fibrous vegetables are often problematic.³⁵ Patients should be advised to eat slowly and chew thoroughly. Fluids should be avoided for 15 to 30 minutes before, during, and after meals because ingested food will pass easily through the pouch opening if it is mixed with

fluid, and the sensation of fullness will not be achieved.⁵ Patients are often advised to avoid drinking with straws because of increased air intake, and to avoid carbonated beverages because they may expand the pouch; however, there is little evidence to support these recommendations. Cold intolerance, hair loss, and fatigue are common but tend to diminish rapidly as weight loss stabilizes. Women should avoid becoming pregnant for 18 months after bariatric surgery.⁵

Quarterly assessment of nutritional status and supplementation needs, food intolerances, and symptoms should occur for the first year after bariatric surgery. A variety of micronutrient deficiencies have been identified after malabsorption procedures, and even after some restrictive procedures because of decreased capacity for food intake. Vitamin supplementation will be required throughout the patient's lifetime, and annual metabolic and nutritional monitoring is recommended, although no standard exists (*Table 7*).^{5,35} Vitamin and mineral deficiencies may not become apparent for many years following bariatric surgery.

Table 7. Routine Supplementation After Bariatric Surgery

Supplement	Laparoscopic adjustable gastric banding or laparoscopic sleeve gastrectomy	Roux-en-Y gastric bypass	Comments
Calcium citrate	1,500 mg per day	1,500 to 2,000 mg per day	Split doses; monitor for osteoporosis
Elemental iron	—	Minimum of 18 to 27 mg per day (in addition to multivitamin)	Take iron and calcium supplements at least two hours apart
Multivitamin with minerals	One per day	Two per day	May begin with liquid or chewable
Vitamin B ₁₂	—	≥ 350 mcg per day orally or 500 mcg per day sublingually or 1,000-mcg injection once per month	—
Vitamin D ₃ *	400 to 800 IU per day	2,000 IU per day	—

*—Deficiency is common in obese patients; adjust dosage based on 25-hydroxyvitamin D serum level. Information from references 5 and 35.

Outcomes

In general, RYGB seems to lead to the greatest weight loss (up to 10 lb [4.5 kg] per month) during the first one to two postsurgical years, followed by LSG and LAGB. It is unclear if there is a significant long-term difference in weight loss or maintenance (Table 8).^{5,14,27,36-41} The surgical literature typically expresses weight loss as percentage of excess body weight lost. Successful weight loss after bariatric surgery is considered at least 50 percent of excess body weight, whereas successful medical weight loss is considered 5 to 10 percent of baseline weight.⁴² After bariatric surgery, many patients maintain a long-term (eight- to 10-year) weight loss of greater than 50 percent of excess body weight.⁴³ Hyperlipidemia, diabetes, hypertension, and most other obesity-related conditions are significantly improved after any surgical procedure.^{29,44} Patients' perception of well-being, social function, body image, and self-confidence also improve after bariatric surgery.^{45,46}

In addition to weight loss, the improvement in comorbidities and in overall health is important in evaluating the success of bariatric surgery.

Complication rates are difficult to assess across different studies because of the evolution of surgical procedures, laparoscopic versus open technique, categorization of short- versus long-term sequelae, and the difference in presurgical risk among patient populations. To better define current morbidity and mortality outcomes, the National Institutes of Health initiated the Longitudinal Assessment of Bariatric Surgery Consortium, which is conducting prospective, multicenter, observational cohort studies using standardized techniques to assess the safety and clinical response of bariatric surgery.³⁹

Data about the effect of long-term weight loss on mortality has been conflicting, particularly when comparing the risks of bariatric surgery against the benefits of weight loss. In

Table 8. Comparison of Outcomes for Bariatric Surgical Procedures

Outcome	Overall	Laparoscopic adjustable gastric banding	Laparoscopic sleeve gastrectomy	Roux-en-Y gastric bypass
Excess body weight lost (%)*				
1 to 2 years	NA	29 to 87	33 to 85	48 to 85
3 to 6 years	NA	45 to 72	66	53 to 77
7 to 10 years	NA	14 to 60	NA	25 to 68
Complications at 30 days (%)				
Any	7.3	2.3	5.9	10.3
Combined serious†	2.6	0.86	2.2	3.6
Common late complications	—	Band slippage, band erosion, port problems, pouch dilatation	Gastroesophageal reflux, stricture, suture line leaks	Anastomotic stricture, bowel obstruction, incisional hernia, marginal ulceration
Mortality (%)				
≤ 30 days	0.28	0.05	0.36 to 1.46	0.50
> 30 days to 2 years	≤ 1	NA	NA	NA
7 to 14 years	Up to 40% lower than those not having surgery			

NA = not available.

*—Excess body weight is the total preoperative weight minus ideal weight.

†—Includes potentially life-threatening, permanently disabling, and fatal complications.

Information from references 5, 14, 27, and 36 through 41.

SORT: KEY RECOMMENDATIONS FOR PRACTICE

<i>Clinical recommendation</i>	<i>Evidence rating</i>	<i>References</i>
Bariatric surgery results in greater weight loss than conventional weight-loss programs for persons in all classes of obesity.	A	1
The use of a clinical rule (Table 5) can predict the risk of perioperative mortality in patients undergoing bariatric surgery.	C	20-22
Bariatric surgery is highly effective in treating obesity-related comorbidities, including diabetes mellitus, hyperlipidemia, and hypertension.	A	27, 36
Individual outcomes are improved by choosing an experienced bariatric surgeon and a high-volume surgical center.	C	17, 31-33
Bariatric surgery may reduce disease-related mortality by up to 40 percent.	B	47

A = consistent, good-quality patient-oriented evidence; B = inconsistent or limited-quality patient-oriented evidence; C = consensus, disease-oriented evidence, usual practice, expert opinion, or case series. For information about the SORT evidence rating system, go to <http://www.aafp.org/afpsort.xml>.

a retrospective cohort study of almost 8,000 patients undergoing bariatric surgery, mortality from disease, including cardiovascular disease and cancer, decreased by 40 percent compared with the control group.⁴⁷ However, death from accidents and suicide increased 1.58-fold in the surgical group; it is not clear if undiagnosed presurgical psychological disorders were a factor. Decision modeling suggests that bariatric surgery increases life expectancy by an average of three years; however, a very high surgical risk may negate the potential benefit. This reinforces the need for careful patient selection and presurgical reduction of modifiable risks.^{22,48} There are no long-term randomized controlled trials evaluating the impact of bariatric surgery on mortality, but observational studies (including case-control studies⁴⁷ and a large nonrandomized prospective observational cohort⁴⁹) found that bariatric surgery has a beneficial effect on mortality.

Cost

It is estimated that obesity accounts for 10 percent of all medical spending.⁵⁰ In 2006, per capita medical spending for obese persons was \$1,429 (42 percent) higher than normal-weight persons, for an estimated \$147 billion per year direct cost to the health care system.⁵⁰ It is estimated that costs associated with laparoscopic surgery are fully recovered by third party payers after

25 months.⁵¹ The overall decrease in comorbid conditions, prescription drug use, hospital stays, and physician visits rapidly outweighs the initial cost of surgery.²⁵

Data Sources: The following sources were reviewed: the Agency for Healthcare Research and Quality, the Cochrane Database of Systematic Reviews, Essential Evidence Plus, the U.S. Preventive Services Task Force, DynaMed, and evidence-based practice guidelines from the Society of American Gastrointestinal and Endoscopic Surgeons. References from key articles were searched, as were references provided by *AFP* in original correspondence. In addition, an OVID search was performed using the key words obesity, bariatric, weight loss, and surgery. Search dates: April 2010 and December 2010.

The authors thank Tina Varghese for her assistance with this project.

The Authors

ROBIN SCHROEDER, MD, is interim chair of the Department of Family Medicine at the University of Medicine and Dentistry of New Jersey (UMDNJ)—New Jersey Medical School, Newark. She is also medical director for the Student Health Service at UMDNJ Newark campus.

JORDAN M. GARRISON, JR., MD, FACS, FASMBS, is in private practice at the Garrison Center for Healthy Living, Dover, N.J.

MARK S. JOHNSON, MD, MPH, is dean of the Howard University College of Medicine, Washington DC. At the time this article was written, he was a professor and chair of the Department of Family Medicine at the UMDNJ—New Jersey Medical School.

Address correspondence to Robin Schroeder, MD, UMDNJ—New Jersey Medical School, 90 Bergen St., Ste. 1750, Newark, NJ 07103 (e-mail: schroers@umdnj.edu). Reprints are not available from the authors.

Author disclosure: No relevant financial affiliations to disclose.

REFERENCES

- Colquitt JL, Picot J, Loveman E, Clegg AJ. Surgery for obesity. *Cochrane Database Syst Rev*. 2009;(2):CD003641.
- Flegal KM, Carroll MD, Ogden CL, Curtin LR. Prevalence and trends in obesity among US adults, 1999-2008. *JAMA*. 2010;303(3):235-241.
- Essential Evidence Plus. Obesity and weight loss (adult). November 27, 2009. <http://www.essentialevidenceplus.com> (subscription required). Accessed April 28, 2010.
- Essential Evidence Plus. Obesity and weight loss (bariatric surgery). July 5, 2010. <http://www.essentialevidenceplus.com> (subscription required). Accessed April 28, 2010.
- Mechanick JI, Kushner RF, Sugerman HJ, et al. American Association of Clinical Endocrinologists, The Obesity Society, and American Society for Metabolic & Bariatric Surgery medical guidelines for clinical practice for the perioperative nutritional, metabolic, and nonsurgical support of the bariatric surgery patient. *Obesity (Silver Spring)*. 2009;17(suppl 1):S1-S70.
- Mokdad AH, Marks JS, Stroup DF, Gerberding JL. Actual causes of death in the United States, 2000 [published corrections appear in *JAMA*. 2005;293(3):293-294, and *JAMA*. 2005;293(3):298]. *JAMA*. 2004;291(10):1238-1245.
- Jia H, Lubetkin EI. Trends in quality-adjusted life-years lost contributed by smoking and obesity. *Am J Prev Med*. 2010;38(2):138-144.
- U.S. Preventive Services Task Force. Screening for obesity in adults: recommendations and rationale. *Ann Intern Med*. 2003;139(11):930-932.
- National Institutes of Health. NIH consensus statement. Gastrointestinal surgery for severe obesity. <http://consensus.nih.gov/1991/1991gisurgeryobesity084.html.htm>. Accessed June 2, 2010.
- Goodpaster BH, Delany JP, Otto AD, et al. Effects of diet and physical activity interventions on weight loss and cardiometabolic risk factors in severely obese adults: a randomized trial. *JAMA*. 2010;304(16):1795-1802.
- Kushner RF. Tackling obesity: is primary care up to the challenge? *Arch Intern Med*. 2010;170(2):121-123.
- Buchwald H, Oien DM. Metabolic/bariatric surgery worldwide 2008. *Obes Surg*. 2009;19(12):1605-1611.
- Demaria EJ, Winegar DA, Pate VW, Hutcher NE, Ponce J, Pories WJ. Early postoperative outcomes of metabolic surgery to treat diabetes from sites participating in the ASMBS Bariatric Surgery Center of Excellence Program as reported in the Bariatric Outcomes Longitudinal Database. *Ann Surg*. 2010;252(3):559-566.
- O'Brien PE, Dixon JB, Laurie C, et al. Treatment of mild to moderate obesity with laparoscopic adjustable gastric banding or an intensive medical program: a randomized trial. *Ann Intern Med*. 2006;144(9):625-633.
- Pories WJ, Dohm LG, Mansfield CJ. Beyond the BMI: the search for better guidelines for bariatric surgery. *Obesity (Silver Spring)*. 2010;18(5):865-871.
- About ACS Accredited Bariatric Centers. <http://www.acbscn.org/Public/AboutBSCN.jsp>. Accessed May 26, 2010.
- SAGES Guidelines Committee. SAGES guideline for clinical application of laparoscopic bariatric surgery. *Surg Endosc*. 2008;22(10):2281-2300.
- Collazo-Clavell ML, Clark MM, McAlpine DE, Jensen MD. Assessment and preparation of patients for bariatric surgery. *Mayo Clin Proc*. 2006;81(10 suppl):S11-S17.
- Mann D. Weight loss surgery insurance coverage. <http://www.yourbariatricsurgeryguide.com/insurance/>. Accessed November 15, 2010.
- DeMaria EJ, Murr M, Byrne TK, et al. Validation of the obesity surgery mortality risk score in a multicenter study proves it stratifies mortality risk in patients undergoing gastric bypass for morbid obesity. *Ann Surg*. 2007;246(4):578-582.
- DeMaria EJ, Portenier D, Wolfe L. Obesity surgery mortality risk score: proposal for a clinically useful score to predict mortality risk in patients undergoing gastric bypass. *Surg Obes Relat Dis*. 2007;3(2):134-140.
- Ebell MH. Predicting mortality risk in patients undergoing bariatric surgery. *Am Fam Physician*. 2008;77(2):220-221.
- Malone M. Medications associated with weight gain. *Ann Pharmacother*. 2005;39(12):2046-2055.
- Ness-Abramof R, Apovian CM. Drug-induced weight gain. *Drugs Today (Barc)*. 2005;41(8):547-555.
- Gurevich-Panigrahi T, Panigrahi S, Wiechec E, Los M. Obesity: pathophysiology and clinical management. *Curr Med Chem*. 2009;16(4):506-521.
- Korner J, Woods SC, Woodworth KA. Regulation of energy homeostasis and health consequences in obesity. *Am J Med*. 2009;122(4 suppl 1):S12-S18.
- Buchwald H, Estok R, Fahrback K, et al. Weight and type 2 diabetes after bariatric surgery: systematic review and meta-analysis. *Am J Med*. 2009;122(3):248-256.
- DeMaria EJ. Bariatric surgery for morbid obesity. *N Engl J Med*. 2007;356(21):2176-2183.
- Brethauer SA, Hammel JP, Schauer PR. Systematic review of sleeve gastrectomy as staging and primary bariatric procedure. *Surg Obes Relat Dis*. 2009;5(4):469-475.
- Vetter ML, Cardillo S, Rickels MR, Iqbal N. Narrative review: effect of bariatric surgery on type 2 diabetes mellitus. *Ann Intern Med*. 2009;150(2):94-103.
- Birkmeyer NJ, Wei Y, Goldfaden A, Birkmeyer JD. Characteristics of hospitals performing bariatric surgery. *JAMA*. 2006;295(3):282-284.
- Buchwald H, Estok R, Fahrback K, Banel D, Sledge I. Trends in mortality in bariatric surgery: a systematic review and meta-analysis. *Surgery*. 2007;142(4):621-632.
- Kelly JJ, Shikora S, Jones DB, et al. Best practice updates for surgical care in weight loss surgery. *Obesity (Silver Spring)*. 2009;17(5):863-870.
- McMahon MM, Sarr MG, Clark MM, et al. Clinical management after bariatric surgery: value of a multidisciplinary approach. *Mayo Clin Proc*. 2006;81(10 suppl):S34-S45.
- Aills L, Blankenship J, Buffington C, Furtado M, Parrott J; Allied Health Sciences Section Ad Hoc Nutrition Committee. ASMBS allied health nutritional guidelines for the surgical weight loss patient. *Surg Obes Relat Dis*. 2008;4(5 suppl):S73-S108.

36. Buchwald H, Avidor Y, Braunwald E, et al. Bariatric surgery: a systematic review and meta-analysis [published correction appears in *JAMA*. 2005;293(14):1728]. *JAMA*. 2004;292(14):1724-1737.
37. Garb J, Welch G, Zagarins S, Kuhn J, Romanelli J. Bariatric surgery for the treatment of morbid obesity: a meta-analysis of weight loss outcomes for laparoscopic adjustable gastric banding and laparoscopic gastric bypass. *Obes Surg*. 2009;19(10):1447-1455.
38. Leff DR, Heath D. Surgery for obesity in adulthood. *BMJ*. 2009;339:b3402.
39. Flum DR, Belle SH, King WC, et al.; Longitudinal Assessment of Bariatric Surgery (LABS) Consortium. Perioperative safety in the longitudinal assessment of bariatric surgery. *N Engl J Med*. 2009;361(5):445-454.
40. Birkmeyer NJ, Dimick JB, Share D, et al.; Michigan Bariatric Surgery Collaborative. Hospital complication rates with bariatric surgery in Michigan. *JAMA*. 2010;304(4):435-442.
41. Nguyen NT, Wilson SE. Complications of antiobesity surgery. *Nat Clin Pract Gastroenterol Hepatol*. 2007;4(3):138-147.
42. National Heart, Lung, and Blood Institute. Clinical guidelines on the identification, evaluation, and treatment of overweight and obesity in adults: the evidence report. http://www.nhlbi.nih.gov/guidelines/obesity/ob_gdlns.pdf. Accessed April 17, 2011.
43. O'Brien PE, McPhail T, Chaston TB, Dixon JB. Systematic review of medium-term weight loss after bariatric operations. *Obes Surg*. 2006;16(8):1032-1040.
44. Christou NV, Sampalis JS, Liberman M, et al. Surgery decreases long-term mortality, morbidity, and health care use in morbidly obese patients. *Ann Surg*. 2004;240(3):416-423.
45. Karlsson J, Sjöström L, Sullivan M. Swedish obese subjects (SOS)—an intervention study of obesity. Two-year follow-up of health-related quality of life (HRQL) and eating behavior after gastric surgery for severe obesity. *Int J Obes Relat Metab Disord*. 1998;22(2):113-126.
46. Sears D, Fillmore G, Bui M, Rodriguez J. Evaluation of gastric bypass patients 1 year after surgery: changes in quality of life and obesity-related conditions. *Obes Surg*. 2008;18(12):1522-1525.
47. Adams TD, Gress RE, Smith SC, et al. Long-term mortality after gastric bypass surgery. *N Engl J Med*. 2007;357(8):753-761.
48. Schauer DP, Arterburn DE, Livingston EH, Fischer D, Eckman MH. Decision modeling to estimate the impact of gastric bypass surgery on life expectancy for the treatment of morbid obesity. *Arch Surg*. 2010;145(1):57-62.
49. Sjöström L, Narbro K, Sjöström CD, et al.; Swedish Obese Subjects Study. Effects of bariatric surgery on mortality in Swedish obese subjects. *N Engl J Med*. 2007;357(8):741-752.
50. Finkelstein EA, Trogdon JG, Cohen JW, Dietz W. Annual medical spending attributable to obesity: payer- and service-specific estimates. *Health Aff (Millwood)*. 2009;28(5):w822-w831.
51. Cremieux PY, Buchwald H, Shikora SA, Ghosh A, Yang HE, Buessing M. A study on the economic impact of bariatric surgery. *Am J Manag Care*. 2008;14(9):589-596.