





## Image and content sizes for exhibitor suites


Customize your exhibitor engagement suite with these images and files.

Refer to the **Upload to** column when it's time to upload images to the [suite editor](#). (For example, in the Information tab, you'll see an upload spot that's labeled *Icon*.)



### Information tab

ID#	Image needed	Quantity	Sizes needed (w × h)	Upload to	Location on the site ( <a href="#">click to enlarge the example</a> )	
9.10	Your logo	1	200 px width  .png file type  Can fit vertical or horizontal logos	<i>Icon</i>	At the top of your suite.	
9.20	Your logo, or a brand graphic	1	<a href="#">List image</a> (see below)	<i>Image</i>	In any list of exhibitors and sponsors, at various sizes	
9.30	(Optional)  Background brand graphic or image	1	800 × 502 px	<i>Partner Header Background</i>	A banner spanning the top of your suite, faded out behind the logo and other content	
9.31	(Optional)  A second background brand graphic or image	1	1920 × 1080 px	<i>Partner Specifics Background</i>	A section spanning the middle of your suite, faded out in gray behind other content	

### Rotators tab

ID#	Image needed	Quantity	Sizes needed (w × h)	Upload to	Location on the site ( <a href="#">click to enlarge the example</a> )	
9.40	Featured image or video about your organization	Recommend 3-7 max	Max combined file size: 10 MB  Image: 800 × 480 px  Video: Youtube, Vimeo, Brightcove, or Wistia link	<i>Image or Video URL</i>	At the top of your suite in a rotating slide show	


### Resources tab

ID#	Image needed	Quantity	Sizes needed (w × h)	Upload to	Location on the site ( <a href="#">click to enlarge the example</a> )	
9.50	Cover image for a downloadable resource	Multiple, no limit	700 × 460 px	<i>Image</i>	In the middle of your suite, labeled with the resource name	
9.51	Downloadable resource file	Multiple, no limit	Max individual file size: 10 MB  File types: PDF, .jpg, .png, MS Word, Excel, PowerPoint	<i>File/URL</i>	Downloaded when someone clicks the resource	

### Products tab

ID#	Image needed	Quantity	Sizes needed (w × h)	Upload to	Location on the site ( <a href="#">click to enlarge the example</a> )	
9.60	Cover image for a product	1 per product	<a href="#">List image</a> (see below)	<i>Product icon</i>	In a list of products in your suite	
9.61	More images of a product	Recommend 16 max per product	546 × 550  At other sizes, there is white space around the image	<i>Additional Images</i>	In a pop-up window when someone clicks on a product	

## Your personal profile

ID#	Image needed	Quantity	Sizes needed ( <i>w × h</i> )	Upload to	Location on the site ( <i>click to enlarge the example</i> )
9.70	Profile photo	1 per representative from your team	<a href="#">Circle</a> (see below)	<i>Avatar</i>  Each person uploads this in their personal profile	In your personal profile, and in your suite as a team representative. 

## List image size

This is a special size for certain images.

**i** The safe zone shows where it's safe to place important design elements like text and logos. Any space outside the safe zone might get cut off. [Click to enlarge the example template.](#)

Total dimensions (*w × h*): 800 × 400 pixels  
Safe zone (*w × h*): 630 × 290 pixels



## Circle size

Total dimensions (*w × h*): 500 × 500 pixels  
Safe zone (*w × h*): 500 pixels diameter

