

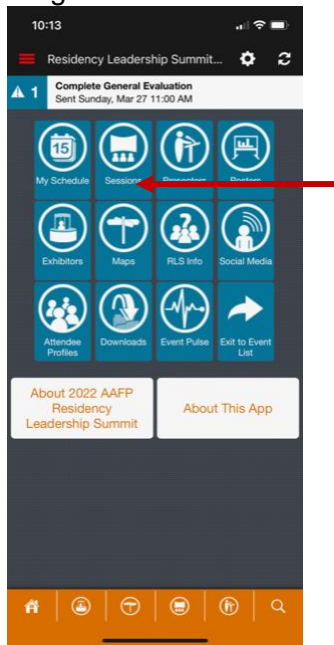
## Audience Instructions: Using the RLS Audience Response System

**Introduction:** The **Audience Engagement System (AES)** is accessed through the **RLS app**.

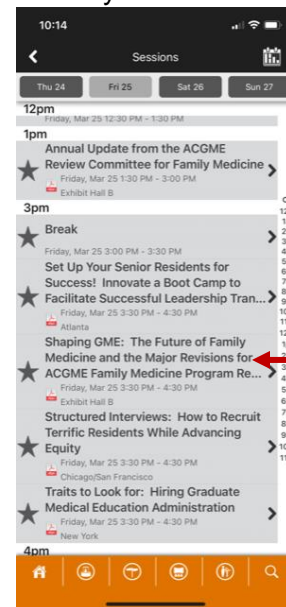
**Note:** The following screen shots are of the 2022 RLS app. All AAFP apps will be similar.

### To Open the AES

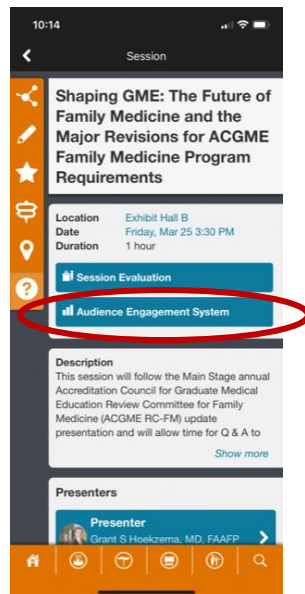
1. Simply navigate to **RLS Events** icon



2. Select the session you will be attending:

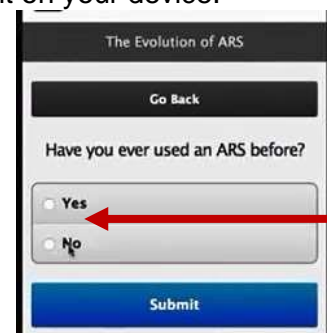


3. Click on the green Audience Engagement System button



### To Answer Poll Questions

4. When the presenter asks a question, you will see it on your device.



Answer and **click on the Submit Button**. You will be able to see how others are voting once you submit.

## To Ask Questions During the Session

Go to the **Social Q&A** area and click on **+Ask**.



**Key in your question.** Others will be able to see your question, although it will be anonymous.

If you see a question that you think is important, **click on the arrow button next to that question.** It will increase the priority and improve the chances of the presenter answering that question.

