


You will have access to PT Central until the end of 2024. Access to evaluation reports beyond 2024 will be provided by the AAFP Member Resource Center by sending an email to aafp@aafp.org or calling (800) 274-2237. We recommend taking the time now to save copies of your evaluation reports for the past three years.

The instructions for saving copies of your evaluation reports are show below:

Step 1: Log in to PT Central.



AAFP PROFICIENCY TESTING

PT CENTRAL

9901234567, American Family Laboratory ▼

9467190 Address: 11400 Tomahawk Creek Pkwy
Leawood, KS, 66211-2680, UNITED STATES

Lab Medical Director: Amy Mullins; Attention: Christine Lab Tech

Phone: (913) 906-6000; Fax: (913) 906-6079; Email: cschimpf@aafp.org

Welcome, [American Family Laboratory](#)

ORDER MANAGEMENT
ACCOUNT MANAGEMENT

HOME

REPLACEMENTS

REPORTS

EVENT SUMMARY

CORRECTED EVALUATION REQUEST

HANDBOOK

CONTINUING EDUCATION


CATALOGS

CONTACT US

LOG OUT

Evaluations will be available by: **NOW**

Modules	Instruments	Data
Your setup needs to be completed! Please contact PT Support Staff .		



Copyright © 2022 LAQC Systems, Inc. All rights reserved. Version: 1.7.3

Step 2: Choose “REPORTS” from the left menu.

HOME

REPLACEMENTS

REPORTS

EVENT SUMMARY

CORRECTED EVALUATION REQUEST

HANDBOOK

CONTINUING EDUCATION


CATALOGS

CONTACT US

LOG OUT

Evaluations will be available by: **NOW**

Modules	Instruments	Data
642, Urinalysis/hCG	120 Urine Analyzer - ABC Sekisui Diagnostics OSOM hCG Combo - ABC	No specimens this event! No specimens this event!
675, Infectious Mononucleosis	Sekisui Diagnostics OSOM Mono (WB) - ABC	No specimens this event!
691, Group A Strep Antigen (5 specimens)	Abbott ID NOW Strep A - ABC	No specimens this event!
770, Viral Antigen Detection	Abbott ID NOW Influenza A & B - ABC	No specimens this event!
959, SARS CoV2 Viral Detection (Molecular)	Abbott ID NOW Covid-19 (EUA) - ABC	No specimens this event!



Step 3: Choose the appropriate year and event in the drop-down boxes and click “APPLY.” The date will automatically change to the release date of the evaluation selected.

HOME	Participant Reports	
REPLACEMENTS	Year: <input type="text" value="2020"/>	Event: <input type="text" value="A"/> APPLY
REPORTS		
EVENT SUMMARY	Reports	Date/Time Built
CORRECTED EVALUATION REQUEST	PT Evaluation Report VIEW	4/22/2020 6:13:41 PM
HANDBOOK	Data Submission Report BUILD	
CONTINUING EDUCATION	Attestation Statement VIEW	
CATALOGS	Certificate VIEW	
CONTACT US		
LOG OUT		
	<small>Copyright © 2022 LAQC Systems, Inc. All rights reserved. Version: 1.7.3</small>	

Step 4: Click “VIEW” next to the “PT Evaluation Report.” The selected evaluation report will open as a PDF. Save or print this document for your records.

HOME	Participant Reports	
REPLACEMENTS	Year: <input type="text" value="2020"/>	Event: <input type="text" value="C"/> APPLY
REPORTS		
EVENT SUMMARY	Reports	Date/Time Built
CORRECTED EVALUATION REQUEST	PT Evaluation Report VIEW	11/12/2020 10:18:36 AM
HANDBOOK	Data Submission Report BUILD	
CONTINUING EDUCATION	Attestation Statement VIEW	
CATALOGS	Certificate VIEW	
CONTACT US		
LOG OUT		
	<small>Copyright © 2022 LAQC Systems, Inc. All rights reserved. Version: 1.7.3</small>	