

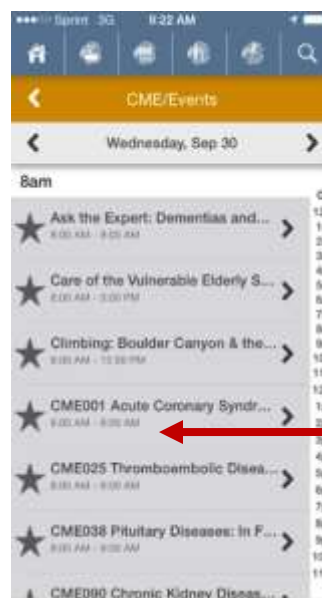
Audience Instructions: Using the RLS Audience Engagement System

Introduction: The Audience Engagement System (AES) is accessed through the RLS app.

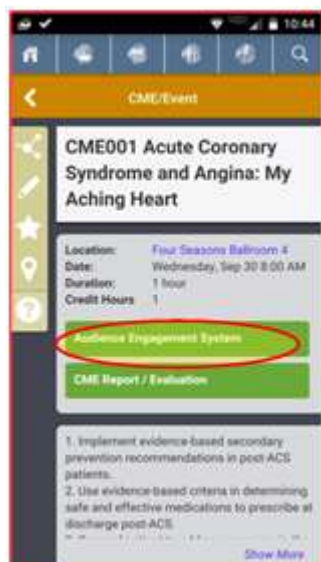
Note: The following screen shots are of the 2015 FMX app. The RLS app will be similar.

To Open the AES

1. Simply navigate to **RLS Events** icon
2. Select the session you will be attending:

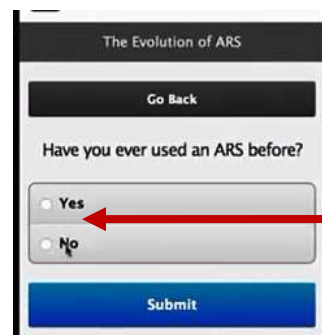


3. Click on the green Audience Engagement System button



To Answer Poll Questions

4. When the presenter asks a question, you will see it on your device.



Answer and **click on the Submit Button**. You will be able to see how others are voting once you submit.

To Ask Questions During the Session

Go to the **Social Q&A** area and click on **+Ask**.



Key in your question. Others will be able to see your question, although it will be anonymous.

If you see a question that you think is important, **click on the arrow button next to that question.** It will increase the priority and improve the chances of the presenter answering that question.

