


What We Know About FMIGs (2015-16 data)

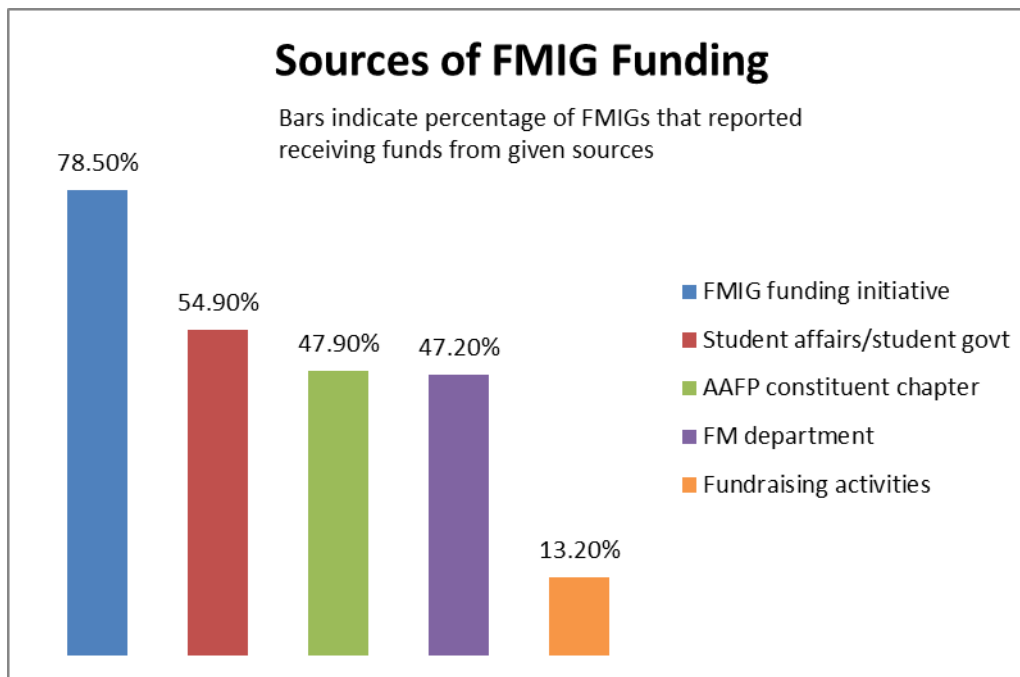
FMIG Meetings/Events

- FMIGs hosted an average of 8.7 meetings in 2014-15.
- FMIGs have an average of 9.8 meetings planned for 2015-16.
- 42% of FMIGs report average attendance of more than 25 students
- 78% of groups plan to address one or more elements of the patient-centered medical home in 2015-16.
- 74% of FMIGs address health policy or advocacy.



Funding

- Spending each year
 - 29% of FMIGs spend less than \$1,000 each year.
 - 32% spend \$1,001-1,500.
 - 22% spend \$1,501-2,500.
 - 17% spend more than \$2,500.



Level of Interest in Family Medicine

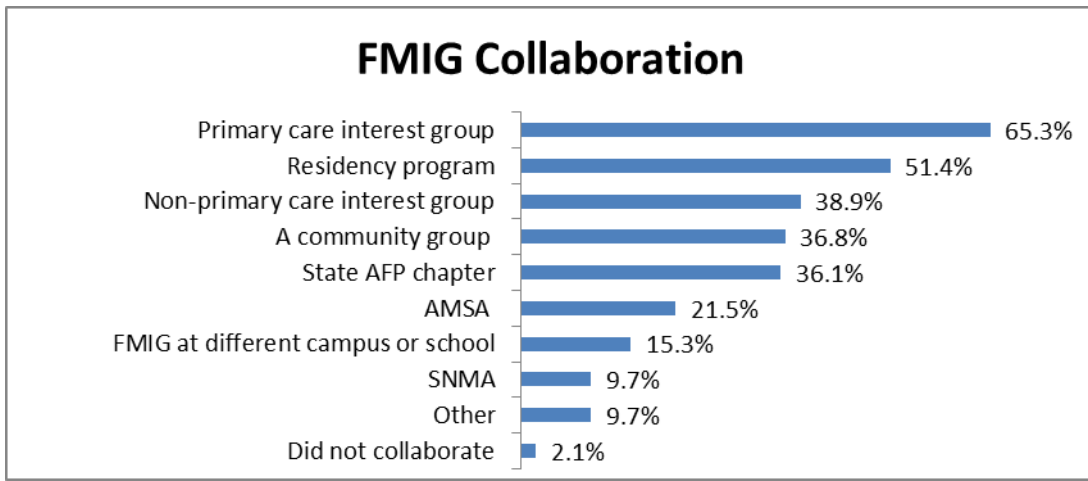
- 46% of FMIGs reported an increase in interest in family medicine among FMIG members, down from 53% last year.
- 49% reported about the same level of interest, and 1% reported decreasing interest; 4% didn't know.

FMIG Funding Initiative

- In 2015-16, 144 FMIGs filled out the FMIG Activity Survey, one fewer than last year.
- Regionally separated (branch) campuses made up 17% of applicants for the FMIG Funding Initiative in 2015-16, compared to 19% last year.

Target Schools (schools without a department of family medicine)

- Eight of 10 target schools have an FMIG on campus.
- Target Schools include:
 - Yale University
 - George Washington University
 - Stanford University
 - Johns Hopkins
 - Harvard Medical School
 - Washington University (in St. Louis)
 - Columbia University
 - Weill Medical College (Cornell University)
 - New York University
 - Vanderbilt University



Where FMIGs Need Help

67.4%	Keeping M3s and M4s involved
50%	Finances
42.4%	Increasing membership/recruitment
36.1%	National conferences and leadership
35.4%	Dispelling myths about family medicine
32.6%	Current statistics on the specialty
28.5%	Incorporating community service
27.8%	Mentorship programs
25%	Information on health care reform and public policy
21.5%	Advocacy
19.4%	Leadership development
19.4%	Presentation/speaker materials
18.1%	AAFP membership
9.7%	Getting started or growing quickly
9.7%	Health IT
1.4%	Other

FMIGs and Regional Coordinators

- 80% of FMIGs know who their Regional Coordinator is, up from 76% last year.
- 82% say they receive communication through their Regional Coordinator, up from 70% last year.